

FFT Monthly Summary: December 2018

Dr G. Suleiman practice
Code: F85666

SECTION 1 CQRS Reporting

CQRS Reporting




FFT001	FFT002	FFT003	FFT004	FFT005	FFT006	FFT007	FFT008	FFT009	FFT010	FFT011	FFT012
39	5	0	1	0	0	0	0	0	45	0	0

Notes: 1. The CQRS Reporting table scores above should be entered directly as presented into the CQRS System. For further information please contact the CQRS service desk on 0800 440 2777 or email them at cqrsservicedesk@gdit.com. Please select the 'Data Submission' tab from the main menu.

SECTION 2 Report Summary

Surveyed Patients:	153						
Responses:	45						
	Extremely Likely	Likely	Neither Likely nor Unlikely	Unlikely	Extremely Unlikely	Don't Know	Total
SMS - Autopoll	39	5	0	1	0	0	45
SMS - User Initiated							
Tablet/App							
Web/E-mail							
Manual Upload							
Total	39	5	0	1	0	0	45
Total (%)	87%	11%	0%	2%	0%	0%	100%

Summary Scores

 **98%**
 **2%**
 **0%**

NHS Scoring Guidance

Recent guidance issued by NHS England has confirmed the move away from the 'Net Promoter' scoring methodology to a simpler 'Percentage Recommended' and 'Percentage Not Recommended' method.

The percentage measures are calculated as follows:

$$\text{Recommended (\%)} = \frac{\text{extremely likely} + \text{likely}}{\text{extremely likely} + \text{likely} + \text{neither} + \text{unlikely} + \text{extremely unlikely} + \text{don't know}} \times 100$$

$$\text{Not Recommended (\%)} = \frac{\text{extremely unlikely} + \text{unlikely}}{\text{extremely likely} + \text{likely} + \text{neither} + \text{unlikely} + \text{extremely unlikely} + \text{don't know}} \times 100$$

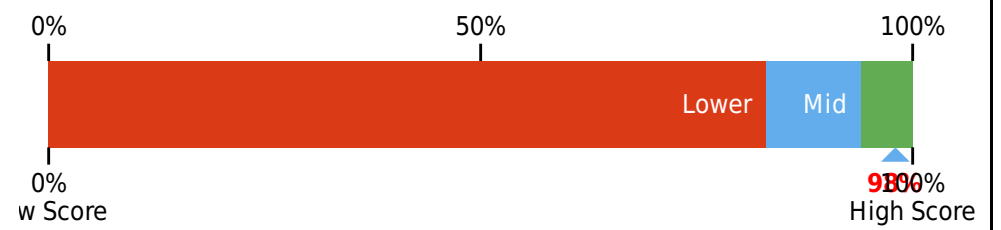
For further information about the selection of the scoring method please see the NHS FFT Review published in June 2014 here:

<http://www.england.nhs.uk/ourwork/pe/fft/fft-test-review/>

SECTION 3 Practice Scoring

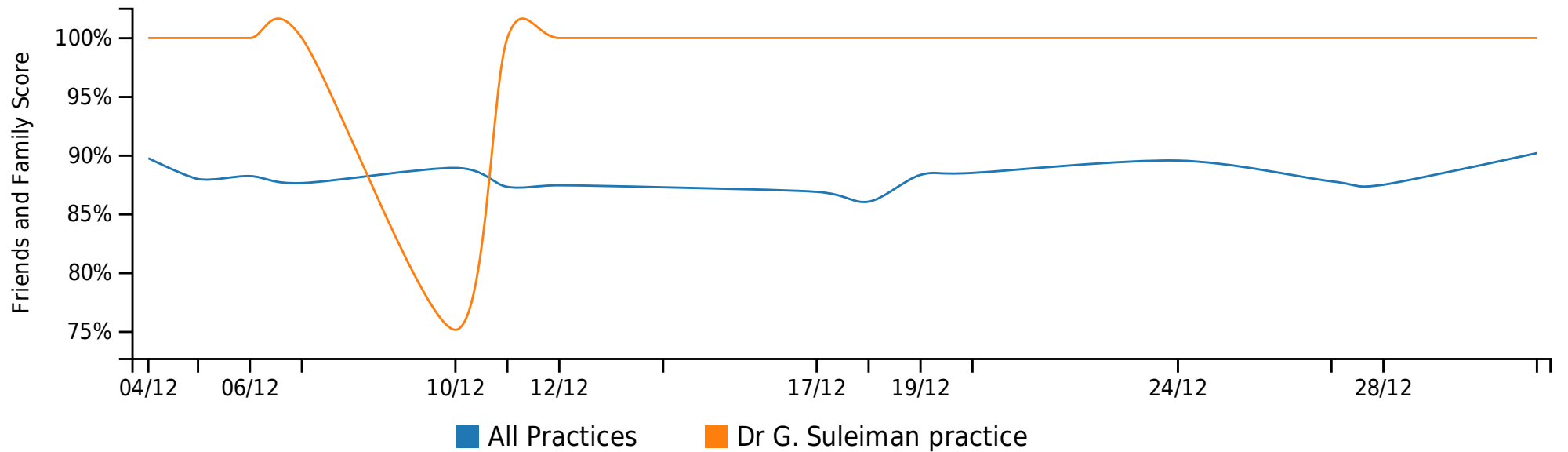
Practice Score: 'Recommended' Rank

Your Score: 98%
Percentile Rank: 95TH




- Notes: 1. Display the 'Recommended' score and percentile for current reporting month.
2. Score calculated as per NHS requirements. See scoring guidance section.
3. Percentile represents how your 'recommended' score compares to all other practices managed by iPLATO. Your score of 95th percentile means your practice scored above 95% of all practices.

Practice Score: 'Recommended' Comparison



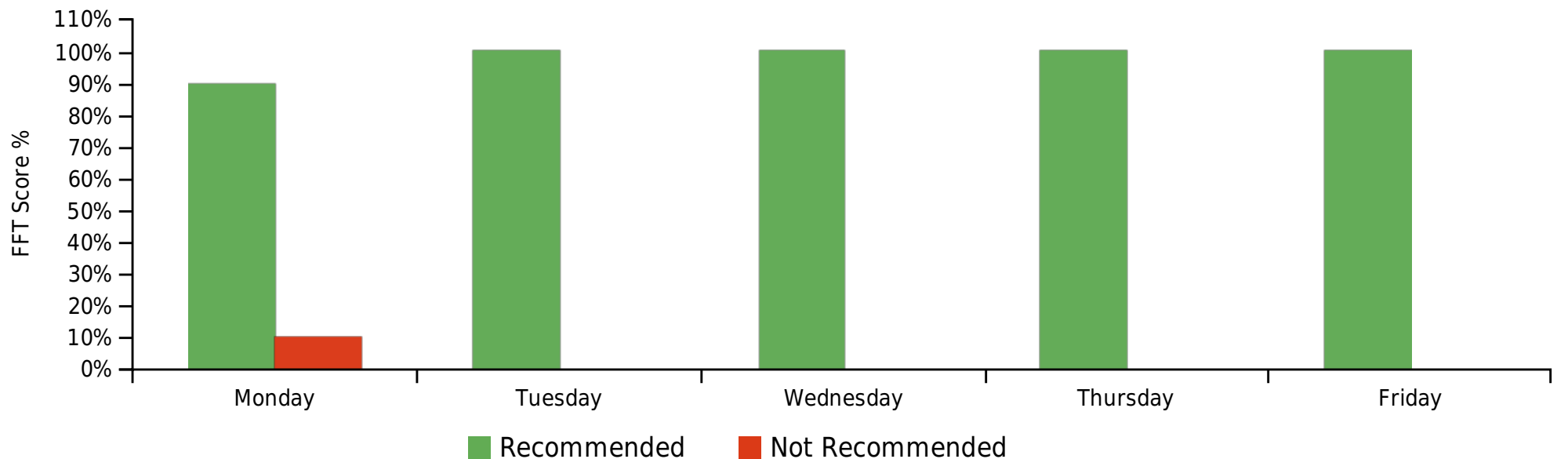
- Notes: 1. Practice score comparison of 'recommended' scores only.
2. Score calculated as per NHS requirements. See scoring guidance section.

Practice Score: 'Recommended' Demographic Analysis



- Notes: 1. Scores for current reporting month.
2. Score calculated as per NHS requirements. See scoring guidance section.

Practice Score: Day of the Week Analysis



- Notes: 1. Practice performance by Day of the week. Represents actual score for all 'days' during reporting period.
2. Score calculated as per NHS requirements. See scoring guidance section.

SECTION 4 Patient Response Analysis

